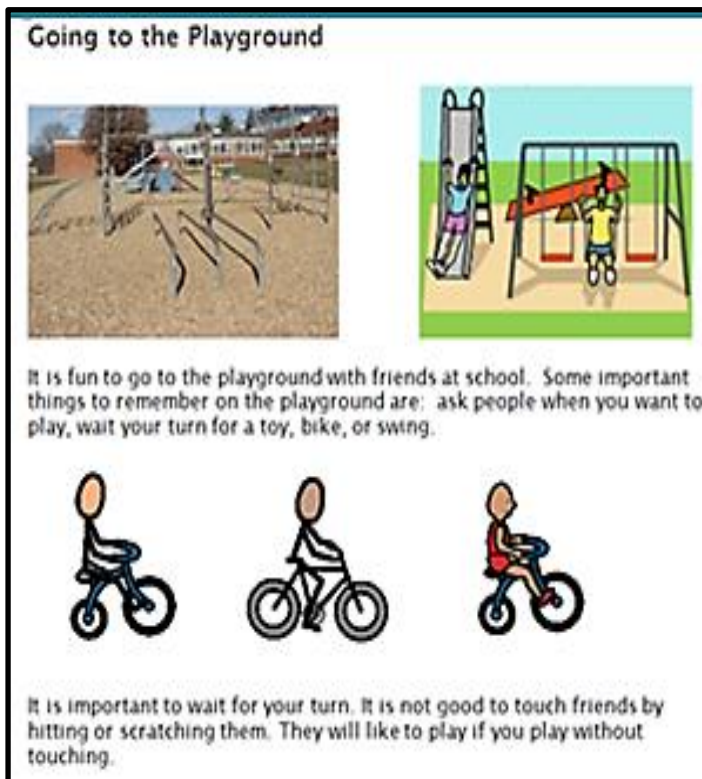




Using Visuals to Support Instruction






Examples of Visuals to support Social Skills, Social Communication



Examples of Visuals to Remind of Rules and Expectations



Circle Rules





-  Everyone is kind during circle time
-  Sit on Mat
-  Listen
-  Look at teacher
-  Quiet mouth, hands, feet

Morning Routine and Breakfast

-  Stay in area
-  Follow Directions
-  Be kind to friends

A visual for 'Wait' featuring a girl sitting cross-legged on a blue mat with an hourglass icon above her. Below this is a large red octagonal sign with the word 'STOP' in white.

At nap time I need to

-  be quiet
-  stay still on my cot
-  keep my hands to myself
-  try to sleep