







## Evidence of Lesson Planning

### 1d. Teachers use ongoing progress monitoring to inform group and individual plans.

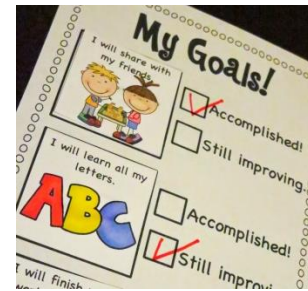
#### Quality indicators

- A system for collecting information about children's performances throughout the day is in use by teachers/staff (examples: clip boards, sticky notes, data sheets)
- **Teachers/staff use a system for recording and monitoring progress (examples: teacher-made tool, curriculum-based document, district informational tool)**
- **Progress monitoring is evident for skills at varying developmental levels and child outcome areas.**
- Information from progress monitoring is used to guide and inform instruction and planning.
- **Data is collected from observations in various settings and situations.**

Subject	Monday	Tuesday
Reading & Fine Motor	#1 Letter "F" Words 	#2 "999 Tadpoles" 
Math & Science	#6 Frog Life Cycle 	#7 Frog Jump Game 
Art	#11 Paper Plate Frog 	#12 Egg Carton Frogs 

#### Questions to ask:

- ✓ Does the teacher/staff use a progress monitoring tool that has specific skills listed?
- ✓ Does progress monitoring include a variety of skills across domains and at varying developmental levels?



#### Supports, Accommodations, Adaptations

#### **Universal Supports**

- Refer to FL Standards to determine ranges of development in functional use of skills.
- Include information from families in progress data.

#### **Targeted/Specialized Supports**

- Provide visuals that support children in understanding goals for specific lessons and activities.
- Provide visual expectations and a marking system such as checks or stickers to help children self-monitor.
- Support children in rating and determining "How I am Doing" related to the steps of learning a skill.
- Collect data that is related to specific steps of activities and record the needs for supports. Consult and collaborate with family members and service providers to help determine "next steps" for children.

#### **Intensive Interventions**

- Collect data that is detailed for each activity to describe the level of prompting and support needed, as well as the rate of progress. Data such as this is important for reviewing and revising learning goals.
- When collecting data related to behavior supports, include information that can be used in determining antecedent behavior as well as reinforcers.
- When collecting data related to communication, note the child's modes of communication as well as reasons for communicating.

#### Links for Additional Information

**Right click to open in new window**

[Resources related to Progress Monitoring](#)

[Early Childhood Building Blocks for Inclusion](#)

[Partnering with Families](#)

[Flow Chart for Using Data](#)

[Sample Group Matrix](#)

[Using an Activity Matrix to Observe Skills](#)

[Example: Activity Matrix \(Individual\)](#)

[Activity Matrix for Planning](#)

[Opportunities for Observation and Data Collection](#)

[Overview of Accommodations](#)

[Example: Activity Matrix \(Individual\)](#)

[Flow Chart for Using Data](#)

[Opportunities for Observation and Data Collection](#)