



Examples of First/Then Schedules and Statements

First	Next
Play	Clean up


Use the statement as part of the expectations for daily routines: First Play --- Next Clean up.
 Note: this example uses a photo of the shelf to provide support for putting away toys.



Use sequential steps of an activity: First Complete the Steps of Meeting – Then Table time



Use a non-preferred activity first followed by a preferred activity: First Bathroom --- Then Play



Examples: Portable First/then systems. These can be on hand during activities to prepare a child for transitions and to show a reinforcing activity that follows a non-preferred task.