

BOOK 3: HERE ARE MY HANDS
INFUSION ACTIVITY: SCAVENGER HUNT

DIRECTIONS:

1. Print 2 Copies of page 2.
2. Laminate both.
3. Cut the core vocabulary words from the "Looking For..." table on the first laminated copy. Discard the rest of the first copy.
4. Apply rough Velcro to the back of cut core vocabulary words.
5. Apply soft Velcro to the "Found It..." table on the second laminated copy.
6. Hide the cut core vocabulary words in a sensory bin (filled with sand, beans, etc).
7. Students can then find the words. Have students locate words on core vocabulary board - Model the core vocabulary word as they find it. Use peer models when able to.

SEE-things that we can see









I, YOU, WHAT-any familiar object ("WHAT do YOU SEE?")

TELL-mouth, any familiar object ("TELL me WHAT this is.")

READ-anything with print on it (pictures of children reading)

Provide examples of using the core vocabulary words for students as they find them and model. For example:

LOOKING FOR...

 <p>can</p>	 <p>do</p>	 <p>help</p>	 <p>sing</p>
 <p>it</p>	 <p>first</p>	 <p>like</p>	 <p>write</p>

FOUND IT...
