


Examples of Individual Schedules



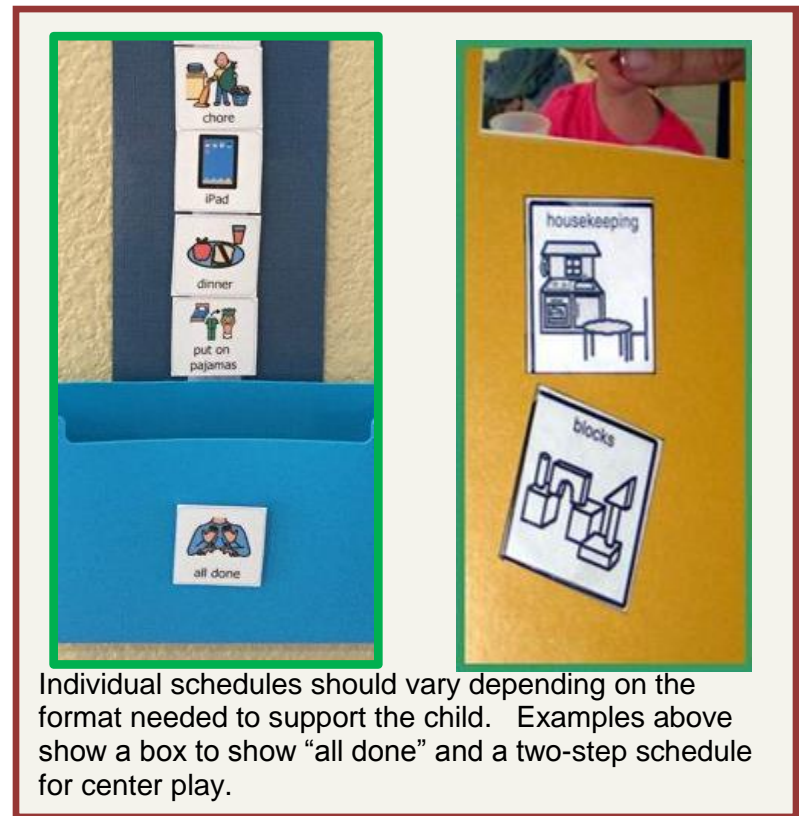
Activity schedule with flaps to show what is finished and what is next.




Child takes a small schedule card to match with corresponding card in the activity area.



Example: portable schedule which unfolds to show the entire day.



Individual schedules should vary depending on the format needed to support the child. Examples above show a box to show "all done" and a two-step schedule for center play.



Example: Activity schedule for Circle/Meeting which encourages self-monitoring. The child could earn stars or smileys in the boxes.